



Unparalleled Elegance  
with Even Sightlines

VENETIAN WINDOWS



# CONTENTS



1-3	<i>Venetian Windows</i>
4-5	<i>Why Choose Venetian</i>
6-9	<i>Single Hung Window</i>
10-13	<i>Double Hung Window</i>
14-17	<i>Horizontal Slider</i>
18-21	<i>Picture Window</i>
22-25	<i>Casement Window</i>
26-29	<i>Awning Window</i>
30-31	<i>Accessories &amp; Options</i>
32-33	<i>Frame Types</i>
34-35	<i>Who We Are</i>

Green World  
Windows & Doors  
Gives You The Power  
of Green.

25  
Years of  
Experience

U.S.  
Made

Doorstep  
Deliveries

For over 25 years, we've engineered and manufactured energy-efficient windows and doors that deliver long-lasting quality and timeless design.

All window sample images are 30-inch models designed to highlight frame details. The actual full-sized products will appear slimmer in comparison.

Last Updated OCT 2025

© 2025 Green World Windows and Doors Corp. All rights reserved.

The Green World Windows and Doors logo is a registered trademark of Green World Windows and Doors Corp.

All content, including text, images, graphics, and designs, in this brochure is the property of Green World Windows and Doors Corp and protected by copyright law. No part of this publication may be reproduced, distributed, or transmitted in any form or by any means without prior written permission from Green World Windows and Doors Corp.

All trademarks and logos of third parties appearing in this brochure are the property of their respective owners. Their use here does not imply any endorsement or affiliation.

Certification marks in this brochure indicate that our products were tested or rated by the respective organizations.







## VENETIAN WINDOWS

A fusion of contemporary and traditional design, bringing unparalleled elegance and exceptional functionality to your luxury home. Designed and manufactured to deliver outstanding durability.





## STYLE-ELEVATED VINYL WINDOWS

Venetian Windows offer a luxurious upgrade for homeowners, combining traditional style with modern performance. Their classic frame details and even sightlines create an elegant look that maximizes natural light—perfect for upscale homes.

### Thoughtful Benefits



#### EVEN SIGHTLINES

Enjoy increased natural light, a sense of spaciousness, and a harmonious look with a balanced, symmetrical design.



#### HOA-FRIENDLY

Meets HOA window symmetry requirements while delivering a harmonious and refined look.



#### PREMIUM VINYL

Built with premium vinyl designed to withstand severe weather conditions while providing long-term strength.



#### TRIPLE GLAZE OPTION

Upgrade to triple-glaze glass for better insulation, added security, and greater sound attenuation, with our patented Supersure Seal Spacer for maximum energy efficiency and comfort.



# WHY CHOOSE VENETIAN?

## TIMELESS FRAME DESIGN

Durable multi-chambered frame with elegant brick mold details and even sightlines for a polished, timeless appearance.

## SUPERIOR STRENGTH & SECURITY

By producing our own extrusions using premium PVC materials and integrating galvanized steel-reinforced rails and interlocks, we ensure unmatched durability and safety in every frame.

## SEAMLESS OPERATION

Experience effortless elegance with windows that glide seamlessly, supported by dual concave rollers equipped with ball bearings and trusted Block & Tackle balance system.

## OUTSTANDING ENERGY EFFICIENCY

Our Energy Star-certified windows keep your home comfortable year-round, supported by insulated Low-E glass technology and argon fill for superior energy efficiency.

## FUSION-WELDED CORNERS

Heat-welded frame corners create a strong, seamless bond, reducing air and water infiltration while ensuring lasting strength and perfectly square corners.



## AVAILABLE WINDOWS IN VENETIAN SERIES





Venetian Series

SINGLE HUNG WINDOW

Venetian Single-Hung Windows offer a blend of classic design and modern functionality. Featuring elegant frame details and high-quality materials, these windows have a fixed top sash while the lower sash slides up and down, providing easy ventilation.



SERIES #: S-3800  
MATERIAL: VINYL/CAPSTOCK

SPECIFICATIONS

Maximum Width	48"	Maximum Height	72"	Double Glazed	3/4"
Minimum Width	11 1/2"	Minimum Height	17 1/2"	Triple Glazed	7/8"



External



Internal

NFRC Performance Ratings

Glass	Grids	U-Factor	Solar Heat Gain Coefficient	Visible Transmittance
Low E3	None	0.27	0.21	0.48
Low E3	Contour Grid	0.28	0.18	0.43
Low E4	None	0.27	0.18	0.4
Low E4	Contour Grid	0.28	0.16	0.36
Triple Glaze Low E3	None	0.2	0.17	0.34
Triple Glaze Low E3	Contour Grid	0.2	0.15	0.3
Triple Glaze Low E4	None	0.2	0.14	0.24
Triple Glaze Low E4	Contour Grid	0.2	0.12	0.21

Glass is filled with argon for insulation against extreme temperature changes.






# SH FEATURES

## NEW CONSTRUCTION




## GRIDS

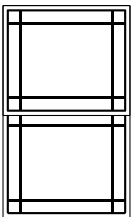
Choose from 5/8" flat grids to give you the most viewing area, or 1" sculptured grids, for adding a rich architectural detail to your windows. We have a variety of patterns available, and you may even be able to create your own.



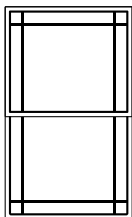
Colonial  
4 over 1



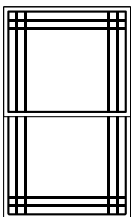
Colonial  
4 over 2



Marginal



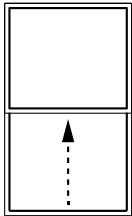
Perimeter



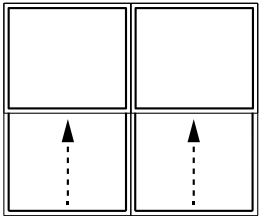
Queen Anne

## POSSIBLE COMBINATIONS


Endless possibilities with custom window combinations.



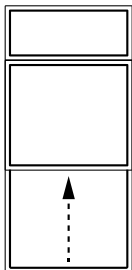
Single Hung



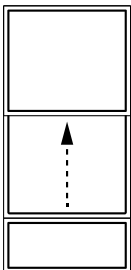
Twin SH



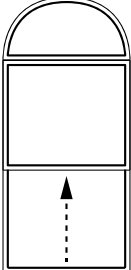
SH/FIXED/SH



Fixed  
Above SH



Fixed  
Below SH



Half-Round  
Above SH





Venetian Series

DOUBLE HUNG WINDOW

Venetian Double Hung Windows feature a timeless, versatile design that allows both the upper and lower sashes to open and tilt inward without taking up extra space. This promotes excellent air circulation and makes cleaning simple and convenient. They are an excellent option for rooms that can accommodate only one window.



External



Internal

AUTO LOCK

Exclusively for double hung, this auto lock ensures secure closure with a simple push. Its sleek design blends seamlessly while providing reliable safety and effortless operation.



FRAME FINISHES

Only available in white color for double hung. Due to the complex structure, almond and capstock coatings are not available.

SPECIFICATIONS

Maximum Width	48"	Maximum Height	72"	Double Glazed	3/4"
Minimum Width	11 1/2"	Minimum Height	17 1/2"	Triple Glazed	7/8"

SERIES #: S-5000  
MATERIAL: VINYL/CAPSTOCK






# DH FEATURES

## NEW CONSTRUCTION




## GRIDS

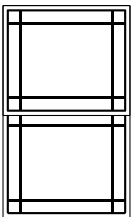
Choose from 5/8" flat grids to give you the most viewing area, or 1" sculptured grids, for adding a rich architectural detail to your windows. We have a variety of patterns available, and you may even be able to create your own.



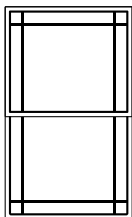
Colonial  
4 over 1



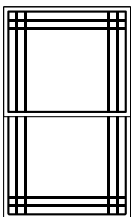
Colonial  
4 over 2



Marginal



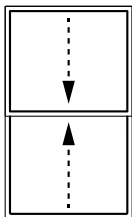
Perimeter



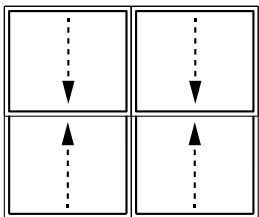
Queen Anne

## POSSIBLE COMBINATIONS


Endless possibilities with custom window combinations.



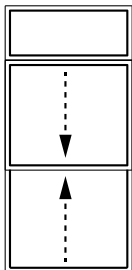
Double Hung



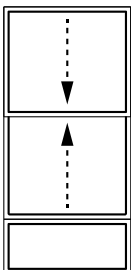
Twin DH



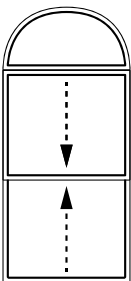
DH/FIXED/DH



Fixed  
Above DH



Fixed  
Below DH



Half-Round  
Above DH





Venetian Series

HORIZONTAL SLIDER

Venetian Horizontal Sliding Windows combine elegant aesthetics and practical performance. Their smooth horizontal glide makes operation effortless, while the space-saving design and large glass panels provide wide, uninterrupted views and plenty of natural light.



External

Internal

NFRC Performance Ratings

Glass	Grids	U-Factor	Solar Heat Gain Coefficient	Visible Transmittance
Low E3	None	0.27	0.2	0.48
Low E3	Contour Grid	0.28	0.18	0.43
Low E4	None	0.27	0.17	0.4
Low E4	Contour Grid	0.28	0.16	0.36
Triple Glaze Low E3	None	0.19	0.17	0.34
Triple Glaze Low E3	Contour Grid	0.2	0.15	0.3
Triple Glaze Low E4	None	0.2	0.13	0.24
Triple Glaze Low E4	Contour Grid	0.2	0.12	0.21

Glass is filled with argon for insulation against extreme temperature changes.

SPECIFICATIONS

Maximum Width	96"	Maximum Height	72"	Double Glazed	3/4"
Minimum Width	17 1/2"	Minimum Height	9 1/2"	Triple Glazed	7/8"

SERIES #: S-3900  
MATERIAL: VINYL/CAPSTOCK





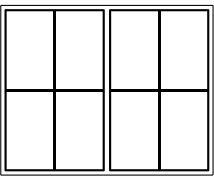
# HS-XO FEATURES

## NEW CONSTRUCTION

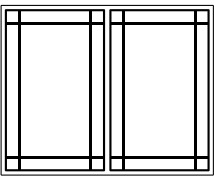


## GRIDS


Choose from **5/8" flat grids** to give you the most viewing area, or **1" sculptured grids**, for adding a rich architectural detail to your windows. We have a variety of patterns available, and you may even be able to create your own.



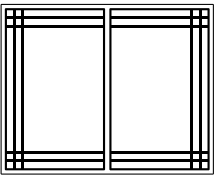
Colonial 4/4



Marginal



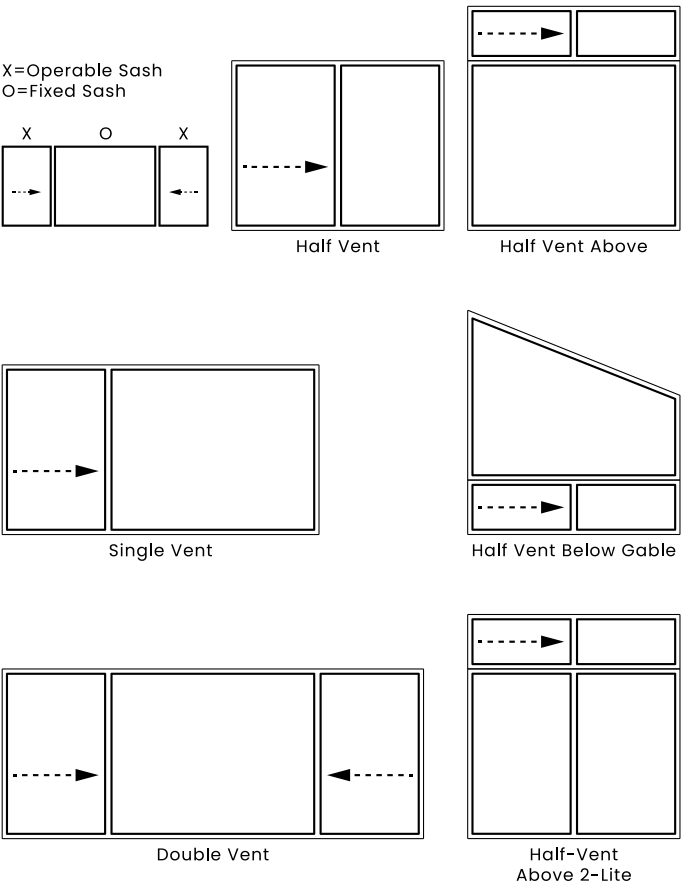
Perimeter



Queen Anne

## POSSIBLE COMBINATIONS

Endless possibilities with custom window combinations.





Venetian Series

PICTURE WINDOW

Venetian Picture Windows are designed to showcase your clear expansive views. These fixed windows are often paired with operable windows to let in fresh air without sacrificing light or style. Can be used in living rooms, dining areas, sunrooms, or as fixed panels above doors.



External



Internal

NFRC Performance Ratings

Glass	Grids	U-Factor	Solar Heat Gain Coefficient	Visible Transmittance
Low E3	None	0.25	0.21	0.51
Low E3	Contour Grid	0.27	0.2	0.45
Low E4	None	0.25	0.18	0.42
Low E4	Contour Grid	0.27	0.17	0.38
Triple Glaze Low E3	None	0.18	0.17	0.36
Triple Glaze Low E3	Contour Grid	0.19	0.16	0.32
Triple Glaze Low E4	None	0.18	0.14	0.25
Triple Glaze Low E4	Contour Grid	0.19	0.13	0.22

Glass is filled with argon for insulation against extreme temperature changes.

SPECIFICATIONS

Maximum Width	96"	Maximum Height	60"	Double Glazed	3/4"
Minimum Width	8"	Minimum Height	9 1/2"	Triple Glazed	7/8"

SERIES #: S-3850  
MATERIAL: VINYL/CAPSTOCK





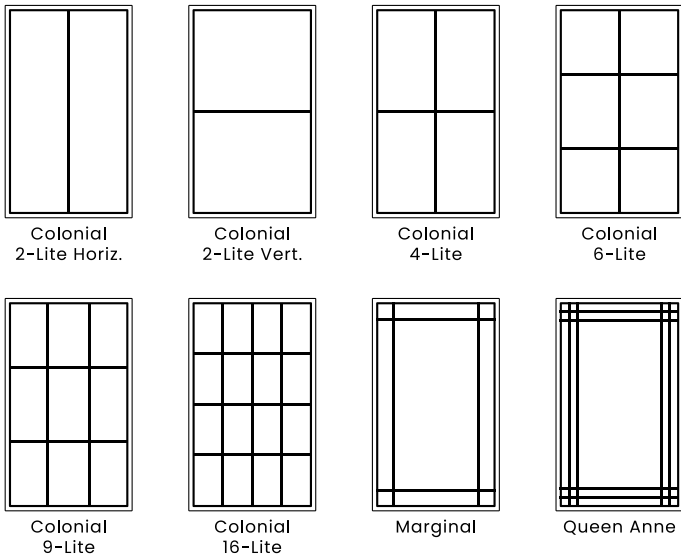
# PW FEATURES

## NEW CONSTRUCTION



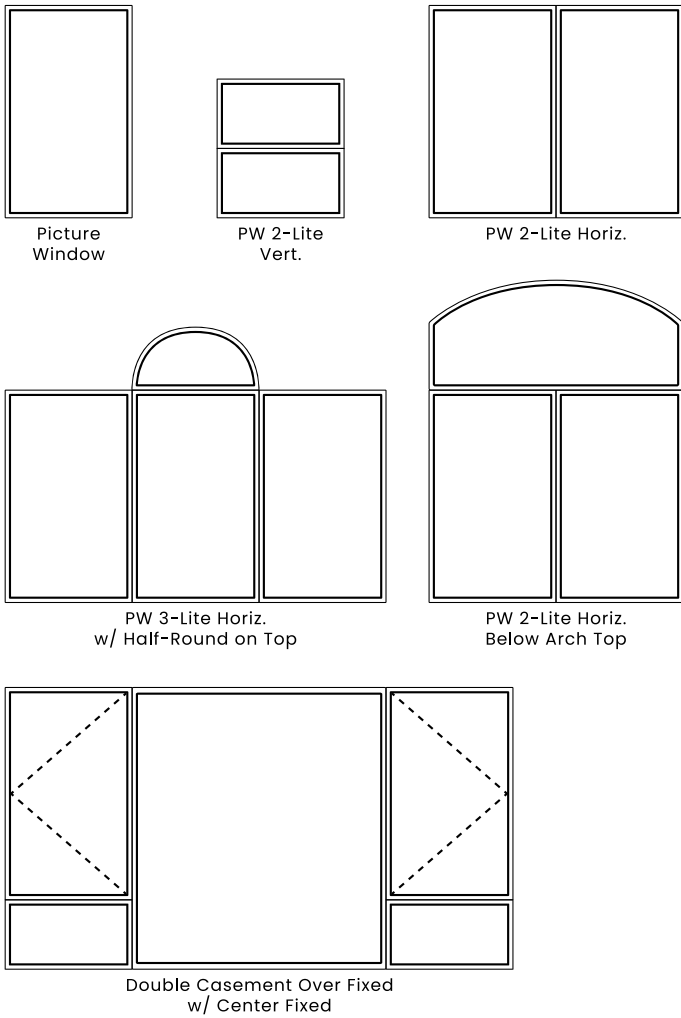
## GRIDS

Choose from 5/8" flat grids to give you the most viewing area, or 1" sculptured grids, for adding a rich architectural detail to your windows. We have a variety of patterns available, and you may even be able to create your own.



## POSSIBLE COMBINATIONS

Endless possibilities with custom window combinations.



## RETROFIT





Venetian Series

CASEMENT WINDOW

Venetian Casement Windows bring timeless style and everyday functionality to your home. Hinged on one side, they swing outward to the left or right to let in fresh air and wide views. Perfect for any room for an elevated design. Casement windows are easy to operate with a simple crank handle.



SERIES #: S-4000  
MATERIAL: VINYL/CAPSTOCK

SPECIFICATIONS

Maximum Width	96"	Maximum Height	60"	Double Glazed	3/4"
Minimum Width	8"	Minimum Height	9 1/2"	Triple Glazed	7/8"



External



Internal

NFRC Performance Ratings

Glass	Grids	U-Factor	Solar Heat Gain Coefficient	Visible Transmittance
Low E3	None	0.26	0.19	0.43
Low E3	Contour Grid	0.26	0.17	0.39
Low E4	None	0.27	0.16	0.36
Low E4	Contour Grid	0.27	0.14	0.32
Triple Glaze Low E3	None	0.20	0.15	0.31
Triple Glaze Low E3	Contour Grid	0.20	0.14	0.28
Triple Glaze Low E4	None	0.20	0.12	0.21
Triple Glaze Low E4	Contour Grid	0.20	0.11	0.19


Glass is filled with argon for insulation against extreme temperature changes.






# CW FEATURES

## NEW CONSTRUCTION




## GRIDS

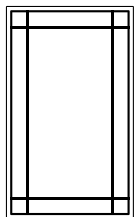
Choose from **5/8" flat grids** to give you the most viewing area, or **1" sculptured grids**, for adding a rich architectural detail to your windows. We have a variety of patterns available, and you may even be able to create your own.




Perimeter



Colonial 4-Lite



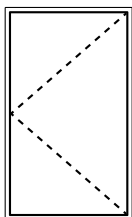
Marginal



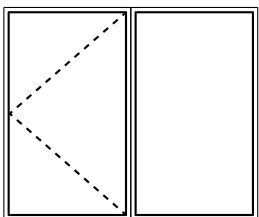
Queen Anne

## POSSIBLE COMBINATIONS

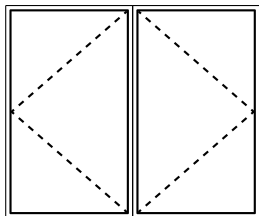
Endless possibilities with custom window combinations.



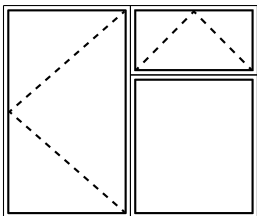
Casement



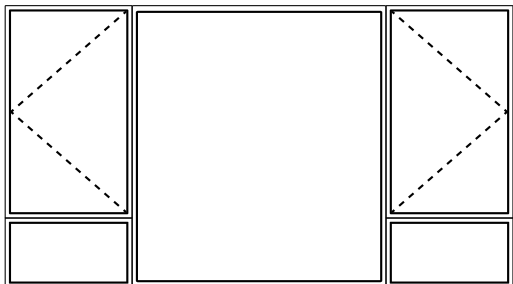
Casement with Fixed



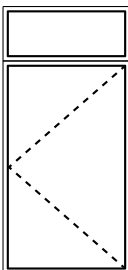
Double Casement



Casement w/  
Awning Over Fixed



Double Casement Over Fixed  
w/ Center Fixed



Casement  
Below Fixed

## RETROFIT





# AWNING WINDOW

Venetian Awning Windows combine classic style with practical benefits. They are hinged at the top and open outward from the bottom. Their top-hinged design lets you enjoy fresh air even during rain. They can be placed high on the wall for privacy or lower for easy access.



SERIES #: S-4100  
MATERIAL: VINYL/CAPSTOCK

## SPECIFICATIONS

Maximum Width	96"	Maximum Height	60"	Double Glazed	3/4"
Minimum Width	8"	Minimum Height	9 1/2"	Triple Glazed	7/8"



External



Internal

### NFRC Performance Ratings

Glass	Grids	U-Factor	Solar Heat Gain Coefficient	Visible Transmittance
Low E3	None	0.27	0.19	0.43
Low E3	Contour Grid	0.27	0.17	0.39
Low E4	None	0.27	0.16	0.36
Low E4	Contour Grid	0.27	0.15	0.32
Triple Glaze Low E3	None	0.20	0.15	0.31
Triple Glaze Low E3	Contour Grid	0.20	0.14	0.28
Triple Glaze Low E4	None	0.20	0.12	0.21
Triple Glaze Low E4	Contour Grid	0.20	0.11	0.19

Glass is filled with argon for insulation against extreme temperature changes.





# AW FEATURES

## NEW CONSTRUCTION




## RETROFIT

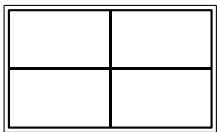


## GRIDS


Choose from **5/8" flat grids** to give you the most viewing area, or **1" sculptured grids**, for adding a rich architectural detail to your windows. We have a variety of patterns available, and you may even be able to create your own.



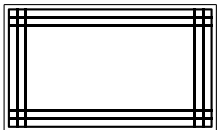
Perimeter



Colonial 4-Lite



Marginal




Queen Anne

## POSSIBLE COMBINATIONS

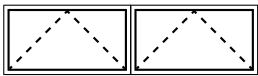
Endless possibilities with custom window combinations.



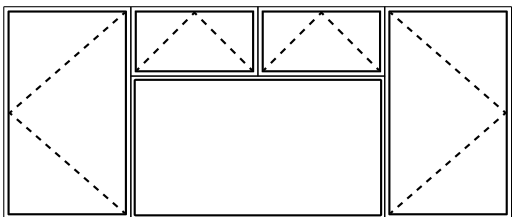
Awning



Double Bottom Awning



Double Awning



Double Top Awning with Casement Flankers

## HANDLE & LOCK

Our casement and awning windows feature a smooth cranking handle that allows you to open the window from a safe position without leaning out or reaching dangerously. Paired with a secure side lock for added safety and peace of mind.



Cranking Handle



Side Lock





# ACCESSORIES & OPTIONS

## FRAME FINISHES

We apply a colored capstock to vinyl windows, creating a durable acrylic layer that bonds seamlessly to the extrusions — giving you more color choices, no matter the base material.

Standard Frame Colors: Base material color for vinyl windows, interior and exterior color is the same.



Capstock Colors: Cover exterior, interior is white.



All-Over Capstock Colors: Both exterior, interior are covered with capstock coating.



## AUTO & MANUAL LOCKS

Whether you prefer convenience or control, both locking options offer tailored functionality.

**Auto locks** activates when you slide the window closed.

**Manual locks** are closed with a manual sweeping motion.

Lock color matches the window's internal frame finish.



Auto Lock



Manual Lock

## SCREEN

Our window and door screens are made from high quality materials, each offering its own unique benefits.

**Fiberglass Mesh (Standard)** - Vinyl-coated fiberglass offers strength and affordability, plus the bonus of helping keep your home cooler.

**Aluminum Mesh (Upon Request)** - Keeps insects out while maintaining clear views and natural airflow. Durable, rust-resistant, and easy to clean with just soap and water.

Screen frame color matches the window's external frame finish.



Retrofit



New Construction

## ROLLER

Metal rollers enhance window performance by providing strong, stable support and smooth, consistent sliding. Crafted from durable, wear-resistant metal, they deliver superior strength and long-lasting reliability in all conditions. Corrosion-resistant and low-maintenance, they ensure dependable operation for everyday use.



Metal Roller

## GLASS TYPES

Low-E glass improves energy efficiency by reducing heat and cold transfer, stabilizing indoor temperatures, and lowering energy costs. It blocks harmful UV rays to protect your interiors, while still allowing natural light to enter and minimizing glare.



Low E3

Triple-layer metallic coating that blocks solar heat, reducing heat gain while letting in natural light—ideal for hot, sunny regions.




Low E4

Four-layer metallic coating that blocks summer heat and retains winter warmth, providing year-round comfort and energy efficiency.

## OBSCURE GLASS

Obscure glass gives privacy and style for windows and doors throughout your home; they are ideal for locations requiring more privacy, such as front door and bathrooms.



Delta Frost




Glue Chip




Obscure




Rain Glass




Smooth Rough




Acid Etch




Bronze



Reed



Graylite



Mirropane



# FRAME TYPES

## RETROFIT

Designed for replacement applications, retro frames are installed over existing window cavity without the need to disturb surrounding stucco or siding. The flush fin overlaps the existing frame, providing a clean, finished look while minimizing labor and material costs during retrofits.



## BLOCK

Suited for both new construction and replacement, block frames are designed for openings where no fin is needed. They fit directly into the window opening and are commonly used in brick, concrete, or wood-framed homes where the window is secured through the sides of the frame.



## NAIL-ON 3-COAT

Ideal for new construction, nail-on frames feature an integrated nailing fin that attaches directly to the framing studs before exterior siding or stucco is applied. This option ensures a secure installation, making it the preferred choice for new builds or full-frame replacements.



## POWER WALL 1-COAT

Designed for new construction, the Power Wall 1-Coat method compatible with wall systems using a single layer of 1" foam and stucco. It supports thermal efficiency and enables smooth window integration early in exterior finishing—ideal for streamlined projects.





Who Are We

## GREEN WORLD WINDOWS AND DOORS GIVES YOU THE POWER OF GREEN



### AT GREEN WORLD

We understand that your home is more than just a place to live; it's a sanctuary where comfort and safety are paramount. This understanding drives us to deliver the highest quality products at the most competitive prices. Our mission is to enhance energy efficiency and bring new light into your home, making it a haven of comfort and style while contributing to a greener planet. We believe in the "Power of Green," and our products are designed to reflect this ethos.

### FAMILY OWNED & MORE

We are a family-owned business that has been setting industry standards since our inception. With over two

decades of experience in the industry, we take pride in our deep-rooted commitment to quality, innovation, and customer satisfaction.

Our family-owned heritage is at the heart of our business. It instills in us a sense of responsibility and dedication that is evident in everything we do. This personal touch ensures that every window and door we manufacture meets the highest standards of craftsmanship and reliability. We believe that being family-owned allows us to stay closely connected to our customers, providing personalized service and building lasting relationships. Additionally, our work environment and community are paramount to our family-owned way of business, reinforcing our commitment to excellence and community values.

### SUSTAINABILITY IS THE KEY

Our dedication to sustainability goes beyond our products. We actively engage in eco-friendly practices throughout our manufacturing process, aiming to minimize our environmental impact. From sourcing sustainable materials to implementing energy-efficient manufacturing techniques, we strive to lead by example in the industry.

As the world shifts towards remote working, we recognize that windows and doors play a crucial role in creating a comfortable and secure indoor environment. They are not just elements of energy efficiency but also vital in crafting a space where people can feel at ease and inspired. We are dedicated to enhancing your living experience through our meticulously designed products that combine functionality with aesthetic appeal.







#### Speak with Our Team

🌐 [greenworldwindows.com](https://greenworldwindows.com)

☎ (909) 947-3868

📍 3810 Wabash Dr, Jurupa Valley, CA 91752

📷 📱 📺 📺 Want to learn more? Search for us on social media.



All Green World Windows and Doors are certificated and rated by AAMA, ASTM, Energy Star, FGIA, NFRC, and Title 24.